

Northern Grady County Membership Application

(PLEASE PRINT CLEARLY)

Name _____

Home Address: _____

Apt #: _____

State: OK

Zip: _____

Home Phone: (____) _____

Cell: (____) _____

Work: (____) _____

Email: _____

Mailing Address if different than Home:

City: _____ State: _____ Zip: _____

Please list all immediate relatives living at
your residence.

Name and Relationship to you



_____/_____

_____/_____

_____/_____


_____/_____

Sign Here _____



Place Your First
Class Postage
Stamp Here.

Tuttle Ambulance Membership Program For Northern Grady County



City of Tuttle
Emergency Medical Services

How Do I Participate?

Becoming a member is quick and easy. Just fill out the attached membership application and return it with your personal check or money order payment of \$60 to:

City of Tuttle
PO Box 10
301 W. Main Street
Tuttle, OK 73089

Or if you prefer you can come by Tuttle City Hall and pay with cash or credit card.

How Much Does It Cost?

Northern Grady County residents who participate will be responsible for paying \$60 for membership coverage from July 1— June 30 each year.

Who Is Eligible?

Northern Grady County residents including those who live in the Minco, Amber, Bridge Creek and Blanchard (Grady County) areas.

FOR MORE INFORMATION

About specific coverage areas please

Call: 405-381-4464

or

Visit: www.cityoftuttle.com

MEMBERSHIP BENEFITS

- No insurance deductibles or co-payments to meet. Membership covers **ALL** of your out-of-pocket expenses. We bill your insurance or other responsible party directly, but no additional charges are passed to you the member.
- Patients with no health insurance coverage (private/self pay) enjoy a 40% discount on billed charges.
- All **immediate relatives** living at your residence and listed on your application are covered including spouses, parents, grandparents and children.
- Newborns and newly adopted children are automatically covered.
- **Medically necessary** services provided by Tuttle EMS are provided as often as needed within the Tuttle EMS service district.
- Coverage begins 30 days after enrollment.

WHAT'S NOT COVERED

- Family members living at a different address or in nursing care facilities require a separate membership.
- Non-family members living at your residence require a separate membership.
- Services provided by another EMS service or outside the service area are not covered.
- Services which are not medically necessary are not covered. A physician's authorization is required on non-emergency services.
- Transportation to clinics, doctor's offices or pharmacies are not covered.